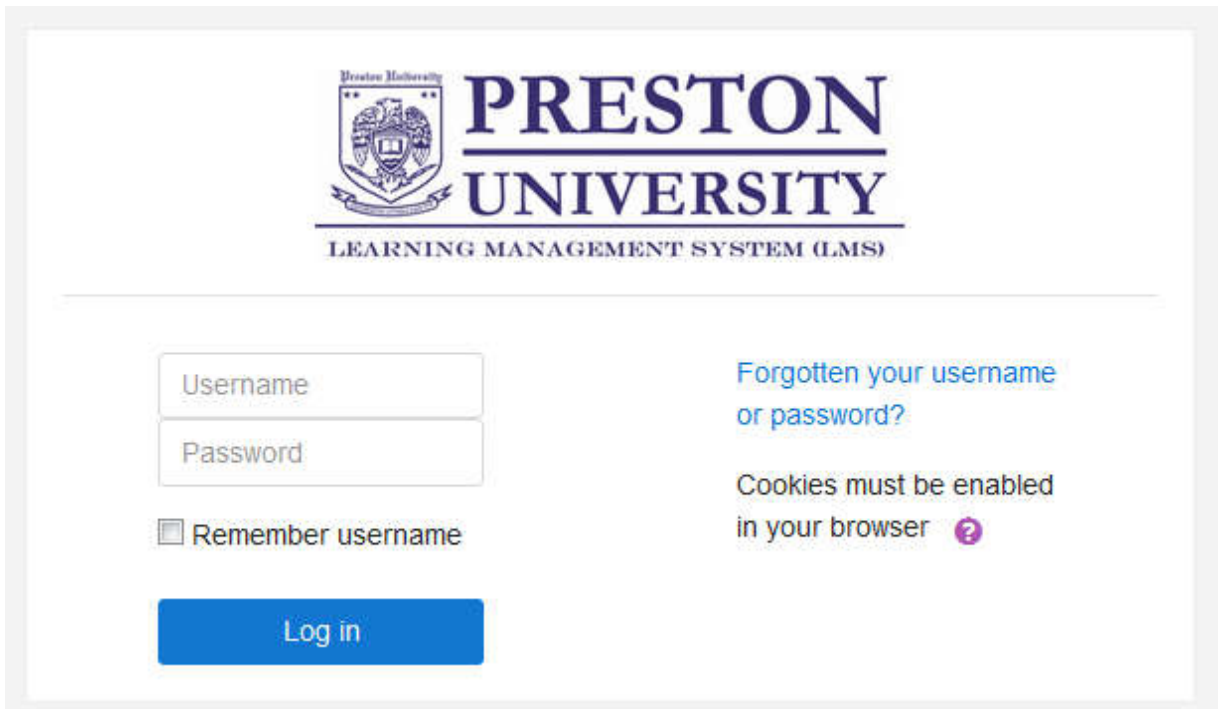


[Student Manual Document \(ONLINE EXAMINATION\)](#)

[Preston University LMS](#)

Step#1: Open Chrome Browser on your computer or smartphone and write provided portal link <http://111.68.97.245> to open Preston University Learning Management System-LMS. The following screen will be open for Login. Enter your login information (username and password) to login to your account (Check your email sent by your program coordinator)



Username

Password

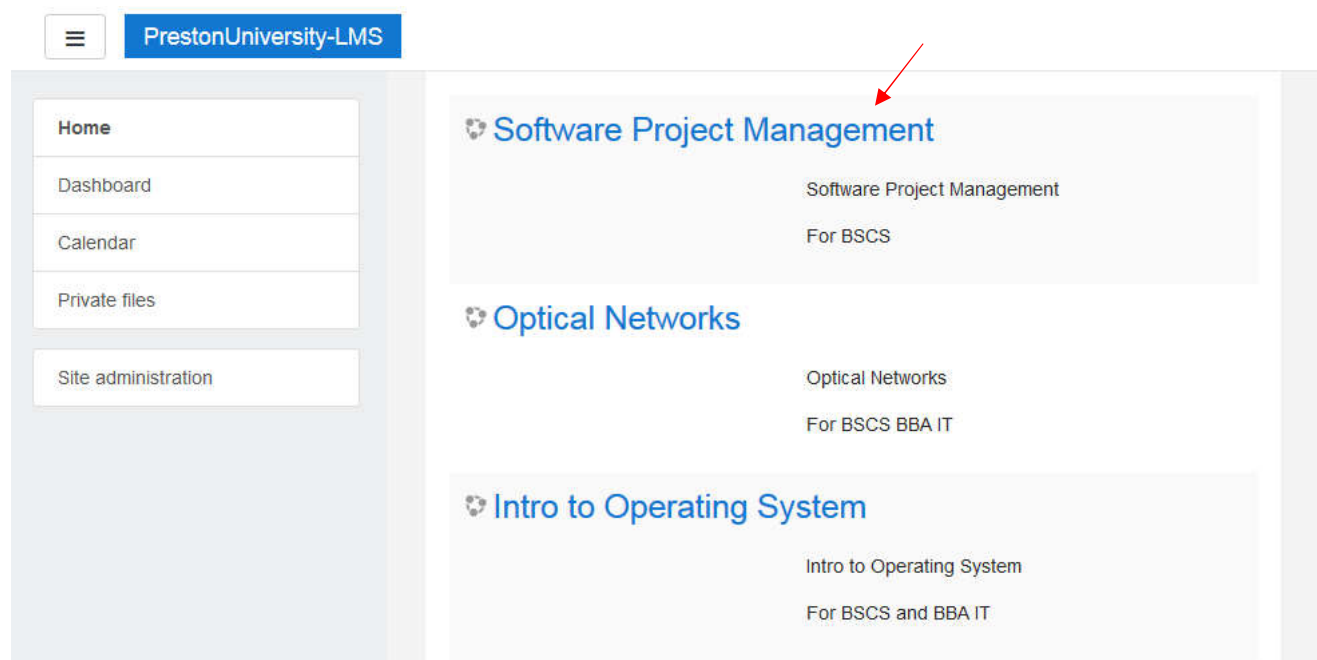
Remember username

Log in

[Forgotten your username or password?](#)

Cookies must be enabled in your browser ?

Step#2: You will see your dashboard where Courses will be listed for which you applied in your application. You need to check your listed courses, and if there is any course missing in the list then on email inform your coordinator to resolve this issue before Examination Date/Time.



☰ PrestonUniversity-LMS

Home

- Dashboard
- Calendar
- Private files
- Site administration

📁 **Software Project Management**

Software Project Management

For BSCS

📁 **Optical Networks**

Optical Networks

For BSCS BBA IT

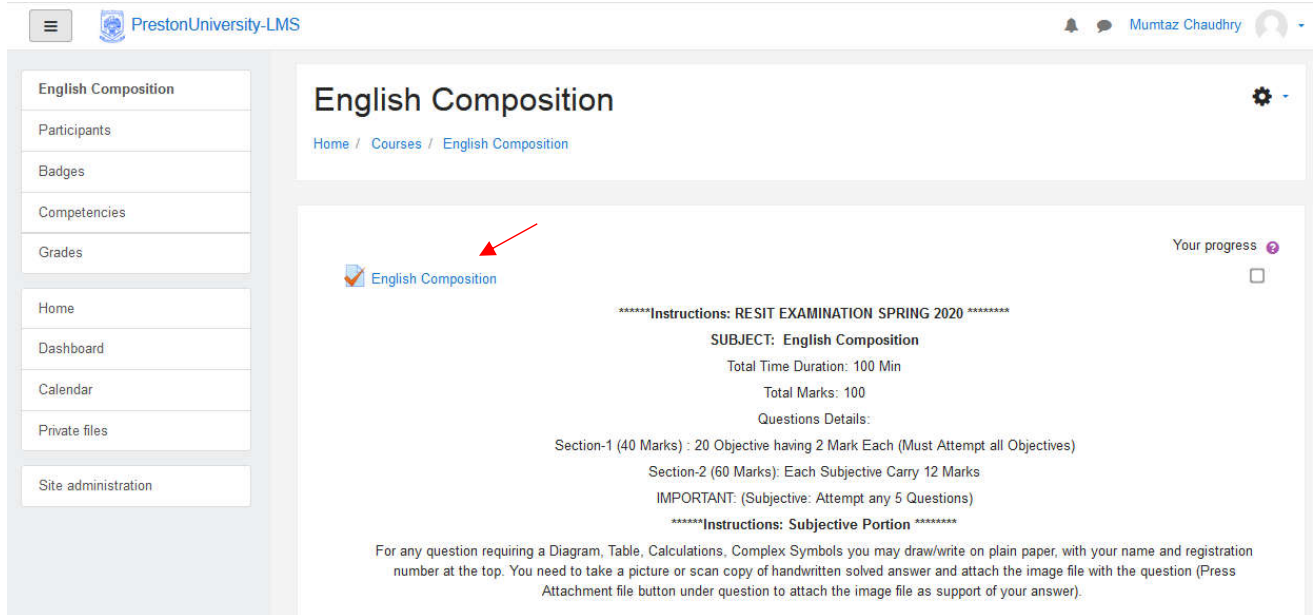
📁 **Intro to Operating System**

Intro to Operating System

For BSCS and BBA IT

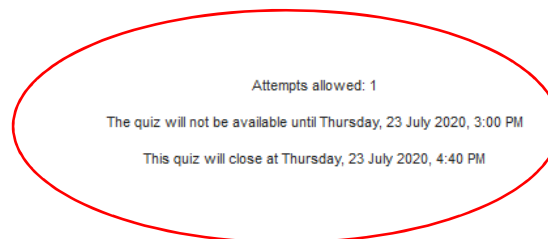
How to Open your Examination Paper:

- You need to click on Course name, details of your course exam will display as shown in below Image. (If Exam information is not available then this information will not be showing, and it will be added later to course dashboard before examination date).



The screenshot shows the Preston University LMS interface. On the left is a navigation menu with options like English Composition, Participants, Badges, Competencies, Grades, Home, Dashboard, Calendar, Private files, and Site administration. The main content area is titled 'English Composition' and includes a breadcrumb trail: Home / Courses / English Composition. Below this, there is a section for 'English Composition' with a red arrow pointing to the course name. The main content area displays exam instructions for 'RESIT EXAMINATION SPRING 2020'. The subject is 'English Composition', with a total time duration of 100 minutes and total marks of 100. The questions are divided into two sections: Section-1 (40 Marks) with 20 objective questions (2 marks each) and Section-2 (60 Marks) with subjective questions (12 marks each). An important note states that students should attempt any 5 questions in the subjective portion. At the bottom, there is a note about drawing or writing on plain paper and attaching a scan of the answer.

- You need to click on Course Name (red arrow pointing) to open your Exam Paper page, where details of your Exam Paper showing (Schedule Date, Time to Start and End, Total time duration of your exam etc.) When the exam time start on paper date, Exam Attempt Button will be showing to open question paper to start.



- All students need to install **'Zoom Cloud Meetings' Apps** on your smartphone or computer from where you will connect to proctoring Zoom during your examination paper. You need to Create your Zoom Meeting Account with your full name, then you should login with your account and connect to Zoom Meeting on provided Zoom ID of your class. (Check your email sent by program coordinator).

Note: Each exam paper having different ZOOM MEETIN ID, you need to care using Zoom ID for each paper to connect.

Contact Us: In case of any query, feel free to email your queryonline.exam@preston.edu.pk